

THE  
AVENUE  
*-Selections Guide-*





# Contents



Look for this symbol throughout for standard finishes



## Green Options 4

## Schellter™ Advanced Building Science 5

## Exteriors 6-8

- Garage Doors 6
- Front Doors 7
- Structural Options, Pavers & Landscaping 8

## Cabinetry 9-13

- Specialty Finishes 11-13

## Hardware 14

## Lighting Fixtures 15

## Countertops 16-17

- Granite 16
- Vanity tops 17

## Plumbing 18-23

- Kitchen Sinks 18-19
- Kitchen Faucets 20
- Bathroom Fixtures 21-23

## Flooring 24-26

- Vinyl 24
- Carpet 24-25
- Tile 25
- Hardwood 26

## Interior Finishes 27-31

- Wall Tile 27-28
- Trim & Paint 29
- Fireplaces, Mantels & Surrounds 30-31

## Appliances 32-51

- Refrigerators 32-34
- Dishwashers 35-36
- Microwaves 37
- Ranges 38-40
- Gourmet Wall Ovens 42-44
- Gourmet Cooktops 45-48
- Washers & Dryers 49-51

## Guardian Home Technology 52

## General Information 53

## Notes 54-55



*All selections and options are subject to change. Printed colors may vary from actual materials.*

# Energy Star®



Schell Brothers is a proud builder of Energy Star homes. To earn the Energy Star, a home must meet strict guidelines for energy efficiency set by the U.S. Environmental Protection Agency. These homes are at least 15% more energy efficient than homes built to the 2009 International Residential Code (IRC), and include additional energy-saving features that typically make them 20–30% more efficient than standard homes.

As a builder of ENERGY STAR qualified homes, Schell Brothers have included these 'tried-and-true' energy-efficient features that contribute to improved home quality and homeowner comfort, and to lower energy demand and reduced air pollution:

## 1. Effective Insulation

Properly installed and inspected insulation in floors, walls, and attics ensures even temperatures throughout the house, reduced energy use, and increased comfort.

## 2. High-Performance Windows

Energy-efficient windows employ advanced technologies, such as protective coatings and improved frames, to help keep heat in during winter and out during summer. These windows also block damaging ultraviolet sunlight that can discolor carpets and furnishings.

## 3. Tight Construction and Ducts

Sealing holes and cracks in the home's "envelope" and in heating and cooling duct systems helps reduce drafts, moisture, dust, pollen, and noise. A tightly sealed home improves comfort and indoor air quality while reducing utility and maintenance.

## 4. Efficient Heating and Cooling Equipment

In addition to using less energy to operate, energy-efficient heating and cooling systems can be quieter, reduce indoor humidity, and improve the overall comfort of the home. When properly installed into a tightly sealed home, this equipment won't have to work so hard to heat and cool the home.

## 5. Efficient Products

ENERGY STAR qualified homes may also be equipped with ENERGY STAR qualified products — lighting fixtures, compact fluorescent bulbs, ventilation fans, and appliances, such as refrigerators, dishwashers, and washing machines.

## 6. Third-Party Verification

With the help of independent Home Energy Raters, ENERGY STAR builder partners choose the most appropriate energy-saving features for their homes. Additionally, raters conduct onsite testing and inspections to verify the energy efficiency measures, as well as insulation, air tightness, and duct sealing details.



# SHELLTER™

advanced building science




**BREATHE EASY WITH SantuAIR™.** Sleep better knowing that your home is protected by SanctuAIR™, the ultimate in healthy air quality. The high SantuAIR™ standards exceed the requirements of AirPLUS®, placing our homes in the top 10% of the nation for air quality. That's right, the air quality in your home will be better than 90% of the homes in the country! We use low VOC (Volatile Organic Compound) building products and MERV-13 air filters - with a surface area 20 times larger than a standard filter - to create a healthier environment that minimizes allergens, VOCs, and other contaminants. With SanctuAIR™, your home is your sanctuary.



**RELAX IN A 4tress™ ENVIRONMENT THAT IS BUILT TO STAND THE TEST OF TIME.** A home built 4tress™ strong will last longer, require fewer repairs, and provide you with more time for the things you love. Advanced framing techniques that include 2 x 6 exterior walls, engineered flooring systems, waterproofing techniques, and a five check leak prevention system place your home among the most durable in the nation. All 4tress™ homes meet stringent requirements for strength, durability, moisture resistance, and sound attenuation.

## SAVE TIME, ENERGY AND MONEY WITH EnerWize™.

The EnerWize™ brand is synonymous with comfort, savings and peace of mind. Features such as 16 SEER air conditioners, variable speed blowers, Rinnai tankless water heaters, specially sealed ducts, and proprietary techniques combine to provide an average HERS (Home Energy Rating System) score at or below 55. That means you can expect a utility bill that will be about 45% less than a typical home. Sit back and smile, knowing that your 95% efficient gas furnace ensures that 95 cents out of every dollar you spend on fuel will end up as useful heat.



# Garage Doors

## Overhead Door Collection

These steel garage doors are designed for smooth, quiet operation, featuring pinch-resistant panels and other enhancements to put your safety first.

*The size and quantity of the garage door(s) is dependent upon the plan.*

### Standard (Ribbon V12 Collection)



Ribbon V12 door style, standard panels with Stockton 1 window style

### Standard (Ribbon V12 Collection)



Ribbon V12 door style, standard panels with Williamsburg 4 window style

### Upgrade (Courtyard Collection)



*\*Also available with Stockton window style*

# Front Doors



## Masonite®

Masonite® is one of the world's leading manufacturers of interior doors and entry door systems. Throughout the company's 80 year history, Masonite® has maintained its focus on leading-edge innovation, manufacturing excellence and superior customer service. Masonite® is committed to delivering product and service innovations that will enhance beauty, functionality and architectural design to its customers around the world.



*Your front door is available in white or to match your shutters.*

## Upgrade Options



Beaded Arch Top



15-Light



9-Light

# Structural Options

The following structural options may be available for your home, depending on the model you have selected:

- Screened Porch
- Deck
- Finished Bonus Room
- Second Floor Deck
- Dual Owner's Suite
- Luxury Owner's Bath
- Sunroom
- Covered Porches
- Finished Basement
- Extensions to Select Rooms
- Extension to Garage
- Courtyards with Fire and Water Features

*For available structural options, refer to marketing plans for your specific model.*





# Wellborn Cabinets

## The Select Series

WellShield natural maple laminated interior.

Exterior finished with a 24-step WellGuard finishing system for a furniture-like luster and years of beauty.



1 3/4" x 3/4" Kiln-dried, solid wood face frames.

Solid wood doors attached with WellLine adjustable hinges.

## The Premier Series

WellShield natural maple laminated interior.

Exterior finished with a 24-step WellGuard finishing system for a furniture-like luster and years of beauty.



Solid wood drawer fronts. 3/4" Solid maple dovetail drawers in natural finish w/ plywood bottom & smooth undermount drawer slides. These are the strongest drawers in the industry.

Solid wood doors attached with WellLine hinges for 4-way adjustability.

## The Select Series

### Tier I

Arlington Oak



Square

Arlington Oak



Arch

### Tier II

Arlington Maple



Square

Arlington Maple



Arch

### Tier III

Imperial



### Tier IV

Harmony Maple



Harvest Oak



Square

### Tier V

Harvest Maple



Square

### Tier VI

Harmony Cherry



Harvest Cherry



Square

## The Premier Series

### Tier VII

Essex Oak



### Tier VIII

Essex Maple



### Tier IV

Rose Hall Oak



Rose Hall Oak




# Wellborn Cabinets

## The Premier Series

### Tier X



### Tier XI



### Tier XII



### Tier XIII



### Tier XIV



### Tier XV



### Tier XVI



### Tier XVII



### Tier XVIII



# Cabinet Finishes

## Standard Cherry Finishes\*



## Specialty Cherry Finishes



## Standard Maple Finishes\*



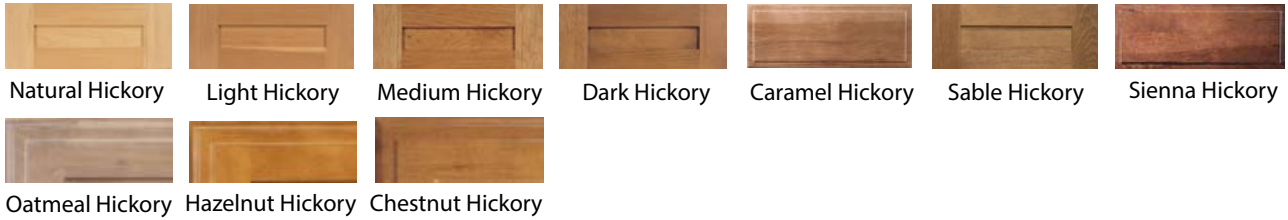
## Specialty Maple Finishes



\* Some standard finishes available on Premier cabinets only.

# Cabinet Finishes

## Standard Hickory Finishes\*



## Specialty Hickory Finishes



*\* Some standard finishes available on Premier cabinets only.*




# Cabinet Finishes

## Standard Oak Finishes\*



## Specialty Oak Finishes



## Standard Thermofoil Finishes



*\* Some standard finishes available on Premier cabinets only.*

For over 45 years, Wellborn Cabinet Inc. has been manufacturing kitchen and bath cabinetry. Their goal is to provide products that are crafted with the utmost quality and care, products that they are proud to build and products that you will be proud to own.

Wellborn Cabinet, Inc., is a family business that was established in 1961. Years of individual dedication by hundreds of Wellborn employees has created today's multifaceted company. Located in the foothills and timber country of the Appalachian Mountains in Ashland, Alabama, Wellborn Cabinet, Inc., now encompasses over 1.5 million square feet and integrally operates its own timber processing mill.

# Hardware

## Included Cabinet Hardware



## Cabinet Hardware Options



*Cabinet hardware model 8233 available only in select cabinet styles*

## Interior Door Hardware

### Schlage Torino Lever

Satin Nickel  
Universal Design Standard



## Front Door Hardware

### Schlage Barcelona Handleset

Satin Nickel



# Lighting Fixtures



## Sea Gull Lighting

The look that satisfies discerning taste, where past elements of design keep pace with today.



Foyer  
Sussex Collection  
Brushed nickel finish  
66062-962



Powder Room  
Westmont Collection  
Brushed nickel finish  
44019-962



Owner's Bath &  
Secondary Baths  
Westmont Collection  
1 fixture per sink  
Brushed nickel finish  
44020-962



Utility room &  
walk-in closet  
Sussex Collection  
Brushed nickel finish  
77065-962



Sea Gull Lighting  
Sebring Collection  
Black Finish  
8871-12



sea gull lighting®



## Recessed Lighting

Recessed lighting is standard in the following areas (quantity and locations to be determined by floor plan):

- Kitchen
- Hallways
- Above every tub/shower

### *Upgrade options include:*

- Recessed and eyeball lighting in Living Areas, Dining Rooms, Bedrooms and Studies
- Under-cabinet puck lighting in kitchens
- Rope lighting in tray ceilings (paired with crown moulding option)
- Wiring for kitchen pendant lighting
- Wiring for dining room wall sconces
- Low voltage reading lights in Owner's bedrooms




*Upgrade options available in select models.*


# Granite




## Tier I



Luna Pearl




Ubatuba



New Caladonia




Santa Cecilia



Rosa Beta


## Tier II




Verde Butterfly



Giallo Ornamental




New Venetian Gold




Sapphire Blue/Brown




Black Pearl



Tan Brown



Kashmir White



Baltic Brown


## Tier III



Black Absolute



Blue Pearl



Shivikashi



Ivory Fantasy



Giallo Fiorito




Black Galaxy



# Vanity Tops

## Virginia Marble Cultured Marble



Bright White



Natural Vein White



White A.S. Bone



Solid Kohler Biscuit



Classic Cream




White Parchment



Beige Vein White



Country Gray White



White Kohler Biscuit



White Vein White



Beige Vein White



Solid White

COUNTERTOPS



The Avenue Selections Guide

# Kitchen Sinks

## Elkay/Dayton

Stainless Steel Drop-In Sink  
25" wide x 22" deep  
8" bowl depth  
D12522



## Elkay/Dayton

Stainless Steel Undermount Sink  
24" wide x 18" deep  
8" bowl depth  
DUH2115



## Kohler Executive Chef™

A large, deep basin on the left with a slightly smaller, moderately deep basin on the right. Made of durable Kohler® Cast Iron and coated with acid resistant enamel, the Executive Chef provides ample workspace with elegant simplicity.

Available in white and bisque.

33" wide x 22" deep  
Large bowl: 9<sup>3</sup>/<sub>4</sub>" bowl depth; Small bowl: 7<sup>3</sup>/<sub>4</sub>"

K-5931-4U



# Kitchen Sinks



## Elkay/Dayton

Stainless Steel Drop-In Sink  
32" wide x 22" deep  
8" bowl depth  
DSE233224



## Enex

Stainless Steel Undermount Sink  
32" wide x 18" deep  
8" bowl depth  
ED3108



## Franke

Stainless Steel Undermount Sink  
30" wide x 19" deep  
9" bowl depth  
RGX 160

# Kitchen Faucets & Soap Dispenser



Buy it for looks. Buy it for life.®

As the #1 faucet brand in North America, Moen offers a diverse selection of thoughtfully designed kitchen and bath faucets, showerheads, accessories, bath safety products and kitchen sinks. Moen has quickly risen to the top through their innovative designs, high class style options, and a warranty that will leave you worry free for the future.



## Moening Chateau®

Offered as standard in Polished Chrome; Lever-Handle Faucet with Side Spray  
7907C



PLUMBING



## Moening Arbor™

Upgraded High-Arc Single-Handle Pulldown Faucet

*Shown in Stainless Steel Upgrade*  
7594CSL



## Moening 90 Degree™

Upgraded Ultra Contemporary Single Handle High Arc

*Shown in Stainless Steel Upgrade*  
S7170CSL



## Moening Ascent®

Upgraded Single-Handle Pulldown Faucet

*Shown in Stainless Steel Upgrade*  
S71708CSL



## Moening Woodmere®

Upgraded Single-Handle Pulldown Faucet

*Shown in Stainless Steel Upgrade*  
S72708CSL



## Moening Waterhill®

Upgraded Two-Handle Bridge Faucet with swivel spout and side spout

*Shown in Stainless Steel Upgrade*  
S713CSL



## Soap Dispenser

Upgraded Soap/Lotion Dispenser

*Shown in Stainless Steel Upgrade*  
3942CSL

The Avenue Selections Guide



All selections and options are subject to change. Printed colors may vary from actual materials.



# Bathroom Fixtures *Standard*

## Moen Chateau® Collection

With Chateau™, you have the ability to choose from a wide range of configurations and handle styles. No matter which model you choose, you'll get a classic design that will enhance any bath.

### Owner's Bath

#### Lavatory Faucet

Moen Chateau®

Shown in Standard Polished Chrome  
Centerset Lever Handle Lav Faucet  
4925



#### Shower Faucet

Moen Chateau®

Shown in Standard Polished Chrome  
Acrylic Handle with EasyClean XL showerhead,  
trim and vlave  
L2352



#### Soaking Tub (Optional Feature)

Moen Chateau®

Shown in Standard Polished Chrome  
Lever Handle  
T990



PLUMBING

### Powder Room

#### Lavatory Faucet

Moen Chateau®

Shown in Standard Polished Chrome  
Centerset Lever Handle Lav Faucet  
4925



### Secondary Baths

#### Lavatory Faucet

Moen Chateau®

Shown in Standard Polished Chrome  
Centerset Chrome Handle Lav Faucet  
4935



#### Tub/Shower Faucet

Moen Chateau®

Shown in Standard Polished Chrome  
Knob handle with EasyClean XL showerhead and  
diverter spout trim and valve  
2353



The Avenue Selections Guide

# Bathroom Faucets *Upgrades*



**Moen Brantford™**  
Upgraded Centerset Lav Faucet  
*Shown in Brushed Nickel Upgrade*  
6610BN



**Moen Eva™**  
Upgraded Centerset Lav Faucet  
*Shown in Brushed Nickel Upgrade*  
6410BN



**Moen Kingsley™**  
High-Arc Centerset Lav Faucet  
*Shown in Brushed Nickel Upgrade*  
6121BN

PLUMBING

# Bath/Tub Shower Faucets *Upgrades*



**Moen Brantford™**  
Upgraded with EasyClean XLT  
showerhead and long-reach Diverter  
spout  
*Shown in Brushed Nickel Upgrade*  
T2153BN



**Moen Eva®**  
Upgraded with EasyClean XLT  
showerhead and long-reach diverter  
spout  
*Shown in Brushed Nickel Upgrade*  
T2133BN



**Moen Kingsley™**  
Upgraded with Moenflo XL  
single-function showerhead and  
diverter spout  
*Shown in Brushed Nickel Upgrade*  
T2113BN

The Avenue Selections Guide

## Shower Fixtures *Upgrades*



**Moen Brantford™**  
Upgraded With EasyClean XLT  
Showerhead  
*Shown in Brushed Nickel Upgrade*  
T2152BN



**Moen Eva®**  
Upgraded with EasyClean XLT  
showerhead  
*Shown in Brushed Nickel Upgrade*  
T2132BN



**Moen Kingsley™**  
Upgraded with Moenflo XL  
single-function showerhead  
*Shown in Brushed Nickel Upgrade*  
T2112BN

## Soaking Tub Faucets *Upgrades*



**Moen Brantford™**  
Upgraded Garden Tub Faucet  
*Shown in Brushed Nickel Upgrade*  
T933BN



**Moen Eva®**  
Upgraded Two Handle Roman Tub  
*Shown in Brushed Nickel Upgrade*  
T934BN



**Moen Kingsley™**  
Upgraded Double Handle Roman Tub  
*Shown in Brushed Nickel Upgrade*  
T920BN



**Moen Handheld Shower**  
Upgraded Four Function 4" diameter  
handshower.  
*Shown in Brushed Nickel Upgrade*  
3867BN

## Hand Shower *Upgrades*

# Vinyl



Vinyl flooring included in Utility Room. Multiple color choices and upgrade options are available. Armstrong® Vinyl Sheet flooring provides a no-wax wear layer for easy maintenance, along with ToughGuard® durability and a 5 year warranty.

 **Initiator**  
Included



# Carpet

Carpet is included in Great Rooms/Living Rooms, Dining Rooms, all Bedrooms & Closets, Hallways, and Stairs. Multiple color choices and upgrade options are available. Shaw® has luxurious carpet with amazing choices in style, pattern and paint. Choose the style that best first your needs.





# Carpet



Linen Express  
Grand Junction  
Upgrade IV



Autumn Seamless  
Sierra Bay II  
Upgrade V




Sahara  
Sierra Bay II  
Upgrade V

# Tile

Tile is included in Foyers, Kitchens, Breakfast Nooks, and all Bathrooms  
Multiple color choices and upgrade options are available.



Brazos 12x12  
Level I



Brixton 12x12  
Upgrade I



Brancacci 12x12  
Upgrade II



Gold Rush 12x12  
Upgrade II



Villa Valetta 12x12  
Upgrade III




Navelli 12x12  
Upgrade III



Castle De Verre 13x13  
Upgrade III



Pietre Vecchie 13x13  
Upgrade III



Canaletto 13x13  
Upgrade III


*\*Additional colors available in the design center.*

Also available: Portenza 14x14, Upgrade III

# Engineered Hardwood

## Engineered Hardwood Flooring by Shaw®


FLOORING



Fairview 3" Oak  
Level 1




Berkley 3" Maple  
Upgrade II




Celebration 3" Hickory  
Upgrade II



Blythewood 5" Hickory  
Upgrade III




In Harmony 5" Maple  
Upgrade III




Farmington 5" Walnut  
Upgrade IV




Vista Ridge 4.5" Birch  
Upgrade IV



Natchez 4.5" Hickory  
Upgrade IV



Moticeto Plank 6.25"  
Upgrade V



Coffee House 3" Maple  
Upgrade VI




Dejavu 3" Reclaimed Maple  
Upgrade VI



Olde Paint 5" Maple or Red Oak  
Upgrade VII

# Wall Tile

## Bathroom Wall Tile



WALL TILE

*Tile and accent samples are not shown to scale.  
Other colors available in each style.*

*\*Additional colors available in the design center.*

# Wall Tile


## Kitchen Backsplash Tile




Brixton 6x6  
Tier I



Salerno 6x6  
Tier II



Brancacci 6x6  
Tier II



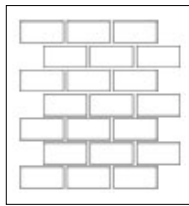
Capriccio  
6.5x6.5  
Tier III



Castle De Verre  
6.5x6.5  
Tier III



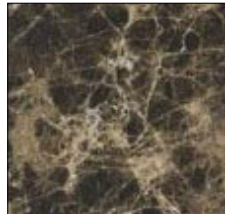
\*Rittenhouse Square Subwax Tile  
3x6  
Tier III



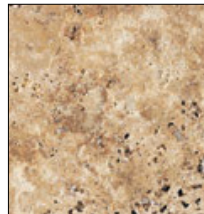
## Tumbled Natural Stone



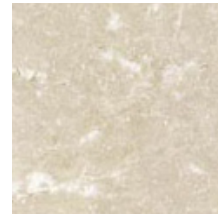
Crema Marfil 4x4  
Tier IV



Emperador Dark 4x4  
Tier IV



Sienna Gold 4x4  
Tier IV



Botticino 4x4  
Tier IV



Mediterranean Ivory  
4x4  
Tier IV

*6x6 Kitchen tile options available in standard and diagonal applications.*

*\*Rittenhouse Square tile available in brick lay only (see diagram).*

*\*Additional colors available in the design center.*




# Trim & Paint

➡ All homes include the following trim:


- 3 1/4" Base Moulding Standard
- 5 1/4" Base Moulding available as an upgrade
- 2 1/4" Casing on all windows and doors

Trim options include:

- Addition of 4 5/8" Crown Moulding to Living Area, Dining Area, Owner's Bedroom, or Secondary Bedroom(s)
- Addition of 3" Chair Rail to Living & Dining Area



4 5/8" Crown Moulding




3" Chair Rail

## Interior Wall Paint

➡ Included

2 coats of McCormick Green Wise Certified Low VOC paint. Match Point 14 in Shell White on all walls, Advantage 25 semi-gloss latex enamel on trim and doors.



Shell White



# Optional Fireplaces

## Fireplaces

Heatilator Caliber 36"

*Picture to represent fireplaces only, not mantels and surround*



In addition to the large firebox, the Caliber offers a standard steel refractory interior lining, high Btu heat output, Quick-Access glass, removable valve assembly, heater listed, high efficiency, great looking burn and realistic looking log set.

A healthy home begins with a healthy hearth. The American Lung Association Health Houses are built to promote the best in indoor air quality for the health of consumers and thus only allow direct-vent gas fireplaces in Health House homes.

## Mantel & Surround

### ▣ Standard

The Winchester Mantel shown below is included with your fireplace selection. The Beige Natural Marble surround is an available upgrade option. The standard hearth and surround are slate.



Winchester Mantel  
shown with Beige Natural Marble

# Mantel & Surround

## Mantel Upgrade Options

A slate hearth and surround are included with your fireplace selection.  
Marble and Granite upgrades are available.



**Bridgeport Mantel**  
shown with Black Absolute Granite



**Mt. Vernon Mantel**  
shown with Wheatfield Granite

INTERIOR FINISHES



**Plymouth Mantel**  
shown with Green Granite



**Portico Mantel**  
shown with Marron Brown Marble

The Avenue Selection.

# Refrigerators



## GE® Energy Star® 21.0 Cu. Ft. Top-Freezer Refrigerator



- Adjustable, Spill Resistant Glass Shelves - Help contain spills for easy cleaning
- Factory-installed icemaker - Refrigerator comes ready to automatically create ice.
- Adjustable-humidity crisper drawers - Adjustable humidity controls keep fresh produce fresh
- Snack Drawer - Conveniently stores favorite foods and allows for quick, easy access
- Upfront temperature controls - A simple knob turn regulates interior temperatures with ease
- Wire freezer shelf - A sturdy shelf provides additional storage for frozen foods
- NeverClean™ condenser - Sealed compartment keeps coils clean and simplifies maintenance



## GE® Energy Star® 25.3 Cu. Ft. Side-By-Side Refrigerator with Dispenser



- ClimateGuard System - Monitors temperatures and adjusts cooling to help maintain freshness
- External temperature controls with child lock and UltraFlow64 - Adults can control the temperature and dispense 64 ounces of filtered water per minute
- Adjustable-humidity drawer - Adjustable humidity controls keep fresh produce fresh
- Adjustable-temperature drawer - Helps keep your favorite food items cold and ready to eat
- Snack drawer - Conveniently stores favorite foods and allows for quick, easy access
- Adjustable gallon door bins - Offers ideal space for storing gallon containers in the door
- Adjustable, slide-out spillproof glass shelves - Adjustable shelves are designed to make clean up quick and easy

*\*All GE Appliances have a 3 year warranty (1 year standard GE Factory Service Warranty with an additional 2 years extended warranty). Picture of Appliances are shown in upgraded Stainless Steel.*





# Refrigerators



## GE® Energy Star® 22.0 Cu. Ft. Bottom-Freezer French Door Refrigerator



- Crown doors with hidden hinges - step up to a smooth finish with rounded doors and the clean look
- Upfront electronic temperature controls - A simple knob turn regulates interior temperature with ease
- Factory-installed icemaker with water filtration system - refrigerator comes ready to automatically create ice
- BrightSpace™ interior with GE Reveal® lighting - it's easy to find tasty treats under bright, clear interior lighting
- Two-level Slide 'n Store™ system - keep all your frozen favorites within easy reach
- Snack drawer - Conveniently stores favorite foods and allows for quick, easy access
- Adjustable spillproof glass shelves - Raised edges keep small spills from becoming big messes



## GE Profile™ Energy Star® 22. Cu. Ft. French Door Refrigerator with Internal Water Dispenser



- High-gloss doors with top and bottom bevels - add a designer look with smooth, beveled doors
- Internal water dispenser with GE water filtration - clean filtered, chilled water is available with just a touch
- ClimateKeeper™ system - electronic controls, multiple electronic sensors and a multi-flow air system help provide even cooling
- Factory-installed icemaker with water filtration system - refrigerator comes ready to automatically create filtered ice
- BrightSpace™ interior with GE Reveal® lighting - it's easy to find tasty treats under bright, clear interior lighting
- Freshness Center™ - maintain the fresh tastes of fruits and vegetables with two humidity-controlled drawers
- Multi-level Slide 'n Store™ system - You'll have instant access to frozen foods in three full-extension baskets



*\*All GE Appliances have a 3 year warranty (1 year standard GE Factory Service Warranty with an additional 2 years extended warranty). Picture of Appliances are shown in upgraded Stainless Steel.*

All selections and options are subject to change. Printed colors may vary from actual materials.



# Refrigerators



## GE Profile™ Energy Star® Counter-Depth 20.7 Cu. Ft. French Door Refrigerator with Ice Maker



- Counter-Depth Design - offers a built-in look without the built-in expense
- High-Gloss Doors with Top and Bottom Bevels - Add a designer look with smooth, beveled doors
- ClimateKeeper™ Temperature Management System - Electronic controls, multiple electronic sensors and a multi-flow air system help provide even cooling
- Upfront temperature controls with actual temperature display - Easy-to-reach, easy-to-read controls display accurate temperatures
- BrightSpace™ interior with GE Reveal® lighting - It's easy to find tasty treats under bright, clear interior lighting
- Factory-Installed Icemaker with Water Filtration System - automatically creates fresh, filtered ice cubes
- Freshness Center™ with full-width drawer - Maintain fresh tastes with two humidity-controlled crispers and a full-width adjustable temperature deli drawer



## GE Profile™ Energy Star® 25.8 Cu. Ft. French Door Refrigerator with External Water Dispenser



- High-gloss doors with top and bottom bevels - Add a designer look with smooth, beveled doors
- Integrated dispenser - Enjoy your ice cubed or crushed, along with chilled, filtered water from a trimless, color-matched dispenser
- ClimateKeeper™ system with dual evaporators - Separate evaporators create the ideal environments to maintain fresh and frozen foods
- LED lighting - Find exactly what you've been looking for under crisp, clear lighting
- Freshness Center™ with full-width drawer - Maintain fresh tastes with two humidity-controlled crispers and a full-width drawer
- Two-level Slide 'n Store™ system - Get instant access to frozen foods in large and extra-large drawers
- QuickSpace™ shelf - Tall containers area snap with a quick slide of the retractable shelf

*\*All GE Appliances have a 3 year warranty (1 year standard GE Factory Service Warranty with an additional 2 years extended warranty). Picture of Appliances are shown in upgraded Stainless Steel.*



# Dishwashers

## GE® Built-In Dishwasher



- 5-level PowerScrub™ wash system with upper spray arm - Precision water jets and hot temperatures power away tough food stains
- Two-stage filtration with ExtraFine™ filter - Extra filtration keeps water clean
- Piranha™ hard food disposer - Grinds food into small particles that are washed away
- HotStart™ option - Provides optimal water temperature for dependable performance
- 61 dBA - Motor runs quietly to keep kitchen peaceful
- Insulation blanket - Adds improved sound performance
- Electronic controls - Controls are easy to read and easy to use



## GE Profile™ Stainless Interior Built-In Dishwasher with Hidden Controls



- 5-Stage filtration with Piranha™ hard food disposer - 5 self-cleaning filters ensure clean dishes
- Steam PreWash - Loosens tough soils before any cycle virtually eliminating the need for soaking or pre-rinsing dishes
- Fan assist dry with heated option and ActiveVent - A heating element heats the air inside while a hidden fan circulates the warm air to help dry dishes
- 52 dBA sound level - Nearly silent two-pump system cleans dirty dishes without disruption
- ENERGY STAR® qualified and CEE Tier II rated - Meets or exceeds federal guidelines for energy efficiency for year-round energy and money savings
- Eclipse black full-extension racks with ball-tip tines - Durable racks glide smoothly on ball-bearings for easy loading



*\*All GE Appliances have a 3 year warranty (1 year standard GE Factory Service Warranty with an additional 2 years extended warranty). Picture of Appliances are shown in upgraded Stainless Steel.*



## APPLIANCES

# Microwaves

## ➡ GE Spacemaker® Over-the-Range Microwave Oven



- 1.5 cu. ft. capacity - 950 watts (IEC-705 test procedure)
- Convenience Controls - Allow cooking and reheating at the touch of a button
- Auto and Time Defrost - Automatically defrosts for a specified amount of time
- Turntable On/Off - Ideal for oversized, oblong-shaped dishes
- Two-Speed, 300-CFM Venting System - Quickly removes smoke and steam from the cooktop
- Removable Oven Rack - Makes multi-dish cooking possible
- 10 Power Levels - Offer maximum cooking flexibility, from warming and reheating, to the full speed of microwave cooking at high power

## GE Profile Spacemaker® 1.9 Cu. Ft. Over-the-Range Microwave Oven



- 1.9 Cu. Ft. capacity - 1000 Watts (IEC - 705 test procedure)
- Circuwave™ 1000 cooking system - Cooking system provides more power for fast, more even cooking results
- Sensor Cooking Control - Automatically adjusts time and power for delicious cooking results
- Easy clean interior - Makes it easy to wipe up spills, splatters and dried-on foods
- Power Saver mode - Reduces standby power while the unit is not in use
- USDA MyPlate.gov menu - Pre-programmed foods and recipes assist in preparation of healthy meal choices
- Steam cook button - Perfectly prepare your steamed favorites for maximum nutrition retention



*\*All GE Appliances have a 3 year warranty (1 year standard GE Factory Service Warranty with an additional 2 years extended warranty). Picture of Appliances are shown in upgraded Stainless Steel.*

## GE® 30" Free-Standing Electric Range\*



- Self-Clean Oven - Self-clean allows you to spare yourself from the trouble and effort it takes to scrub the oven interior
- Super-large oven capacity - Remarkably large oven interior is ideal for holidays, dinner parties and everyday family cooking
- TrueTemp™ oven system - This feature helps ensure the temperature you set is the temperature you get, with less variance, to give you the baking and broiling performance you desire
- Dual-size ribbon element - Two heating elements in one allows you to choose a heating area for your cookware
- Ceramic glass cooktop - A smooth cooktop surface makes cleaning quick and easy
- QuickSet oven controls - Electronic touch pads on the control panel make controlling your oven effortless
- Six-pass bake element - One continuous heating element delivers even heating, unparalleled baking and evenly cooked food

## GE Profile™ 30" Free-Standing Convection Range\*



- PreciseAir™ convection system - Accurate heat circulation ensures evenly based foods
- Copy of Single/Multi-Rack Convection Bake- The reversing fan and third element provide even browning on every rack
- 5.3 Cu. Ft. oven capacity - Enough room to cook an entire meal at once
- Copy of 6"/9"/12" tri-ring element - Three heating elements in one offer flexibility
- 6"/9" PowerBoil™ element - Produces rapid, powerful heat
- Self-clean with steam clean option - Gives the option of self-cleaning or team cleaning
- Copy of Hidden bake oven interior - Conceals the lower oven element to simplify cleaning





# Ranges

## GE® 30" Free-Standing Gas Range



- Self-clean oven - Self-clean allows you to spare yourself from the trouble and effort it takes to scrub the oven interior
- 4.8 cu. ft. capacity - More room for cooking more dishes at once
- TrueTemp™ oven system - This feature helps ensure the temperature you set is the temperature you get, with less variance, to give you the baking and broiling performance you desire
- Precise Simmer burner - Allows for low, even heat distribution that is ideal for delicate foods and sauces
- Sealed cooktop burners - Burner elements are sealed to the cooktop to keep foods and liquid contained on the cooktop, making cleaning painless
- QuickSet III Oven Controls - feature an easy to use design that lets you set precise cooking temperatures
- Frameless glass oven door - Simple and stylish frameless glass door creates an elegant look that blends into cabinetry, and is easy to wipe clean

## GE Profile™ 30" Free-Standing Self Clean Gas Range



- Gas convection oven - Circulates air throughout the oven cavity ensuring better baking and roasting results
- Self-Clean Oven - Conveniently cleans the oven cavity without the need for scrubbing
- 5.4 cu. ft. oven capacity - Enough room to cook an entire meal at once
- Reversible cast-iron griddle/grill - Provides the flexibility to sear meats on the grill and cook delicate meals on the griddle
- 17,000 BTU PowerBoil™ burner - delivers intense heat for faster boiling
- Center oval burner - Oval fifth burner in the center of the cooktop is large to accommodate odd-sized cookware or griddles
- Precise Simmer Burner - Allows for low, even heat distribution that is ideal for delicate foods and sauces



*\*All GE Appliances have a 3 year warranty (1 year standard GE Factory Service Warranty with an additional 2 years extended warranty). Picture of Appliances are shown in upgraded Stainless Steel.*

## GE Profile™ 30" Dual-Fuel Free-Standing Range with Baking Drawer



- Convection Bake - This setting is optimal for baking casseroles or lasagnas, yeast breads, pies and pizzas with no need to turn the pan
- Self-Clean Oven - Conveniently cleans the oven cavity without the need for scrubbing
- 5.4 cu. ft. oven capacity - Enough room to cook an entire meal at once
- Baking drawer - Offers an additional 1.0 cu. ft. of capacity for convenient baking from 140° to 450°
- Reversible cast-iron griddle/grill - Provides the flexibility to sear meats on the grill and cook delicate meals on the griddle
- Center Oval Burner - Adds a fifth element to the center of the cooktop to accommodate large cookware and deliver ideal results
- Precise Simmer burner - Allows for low, even heat distribution that is ideal for delicate foods and sauces





APPLIANCES



# Gourmet Wall Ovens

## GE® 30" Built-In Single Wall Oven



- Self-clean oven - Self-clean allows you to spare yourself from the trouble and effort it takes to scrub the oven interior
- Super-large oven capacity - Remarkably large oven interior is idea for holidays, dinner parties and everyday family cooking
- Electronic oven controls - Electronic pads on the control panel are easy to operate with just a touch
- TrueTemp™ oven system - Even heat distribution and precise oven control
- Hidden bake oven interior - Conceals the lower oven bake element to eliminate hard-to-reach areas that collect food and spills for easy cleaning
- Interior oven light - Bright interior light helps you check on the progress of your cooking
- Eight-Pass bake element - Interior heating element loops eight times to distribute heat quickly and evenly for optimal baking results

## GE Profile™ 30" Built-In Single Convection Wall Oven



- Glass Touch Controls - Smooth controls are easy to use and add a sophisticated style to the kitchen
- Black gloss oven interior - Adds a stylish touch to the kitchen
- PreciseAir™ convection system - A reversing fan circulates heat and air for evenly browned and baked foods
- Heavy-duty roller rack - Racks provide easy access to items inside the oven by simplifying loading and unloading
- Flat back convection - Convection fan system is only 1" deep to provide additional room for cookware
- Convection Bake - This setting is optimal for baking casseroles or lasagnas, yeast breads, pies and pizzas with no need to turn the pan
- Convection Roast - Optimal for larger cuts of meat, this setting rotates the heat around all sides, sealing in the juices, producing rotisserie results at up to 25% faster than a conventional oven





# Gourmet Wall Ovens

## GE Profile™ 30" Built-In Single/Double Convection Wall Oven



- Two ovens in one space - Two ovens in one space allows you to cook two dishes at two temperatures all at once
- EasyReach oven - Shorter oven doors allow simple access to each oven and take up less space
- Extra-large oven capacity - Enough room to cook an entire meal at once
- Self-clean oven - Self-clean allows you to spare yourself from the trouble and effort it takes to scrub the oven interior
- PreciseAir™ convection system - A reversing fan circulates heat and air for evenly browned and baked foods
- In-the-door ShadowTouch controls - Touch controls located on the oven door maximize space and simplify cleanup
- Self-clean heavy-duty oven racks - Tough, double-coated racks can stay in the oven during the self-clean cycle to eliminate hand cleaning

## GE® 30" Built-In Double Wall Oven



- Self Clean Oven (upper oven only) - Self-clean allows you to spare yourself from the trouble and effort it takes to scrub the oven interior
- Super-large oven capacity - Remarkably large oven interior is ideal for holidays, dinner parties and everyday family cooking
- Electronic oven controls - Electronic pads on the control panel are easy to operate with just a touch
- TrueTemp™ oven system (upper oven only) - Provides even heat distribution and precise oven control
- Interior oven light - Bright interior light helps you check on the progress of your cooking
- Eight-pass bake element - Interior heating element loops eight times to distribute heat quickly and evenly for optimal baking results
- 6-Pass Broil Element - Provides better and more even coverage of the food



*\*All GE Appliances have a 3 year warranty (1 year standard GE Factory Service Warranty with an additional 2 years extended warranty). Picture of Appliances are shown in upgraded Stainless Steel.*

*\*Gourmet kitchens & appliances are available in select models only.*



# Gourmet Wall Ovens

## GE Profile™ 30" Built-In Double Convection/Thermal Wall Oven



- Glass touch controls - Smooth controls are easy to use and add a sophisticated style to the kitchen
- Black gloss oven interior - Adds a stylish touch to the kitchen
- Precise Air™ convection system - A reversing fan circulates heat and air for evenly browned and baked foods
- Heavy-duty roller rack - Racks provide easy access to items inside the oven by simplifying loading and unloading
- Flat back Convection - Convection fan system is only 1" deep to provide additional room for cookware
- Convection Bake - This setting is optimal for baking casseroles or lasagnas, yeast breads, pies and pizza with no need to turn the pan
- Convection Roast - Optimal for larger cuts of meat, this setting rotates the heat around all sides, sealing in the juices, producing rotisserie results at up to 25% faster than a conventional oven

APPLIANCES

*\*All GE Appliances have a 3 year warranty (1 year standard GE Factory Service Warranty with an additional 2 years extended warranty). Picture of Appliances are shown in upgraded Stainless Steel.*

*\*Gourmet kitchens & appliances are available in select models only.*



# Gourmet Cooktops

## GE® 30" Built-In CleanDesign Electric Cooktop



- Frameless ceramic glass cooktop - Attractive cooktop is designed to contain spills and make cleaning quick and easy
- Ribbon heating elements - Powerful heat beneath the smooth surface provides high-speed warm up and even heating
- Duel-size ribbon heating element - Two heating elements in one allows you to choose a heating area for your cookware
- PowerBoil™ Element - Accommodates various-size pots or pans and 3,000 watts of power speeds the boiling process
- Dishwasher-safe knobs - Just place the removable knobs in the dishwasher and you're done
- Heating Element "On" Light - Illuminates when the cooking surface is activated
- Hot surface indicator lights - Cooktop lights let you know when the surface is hot

## GE Profile™ 30" Built-In CleanDesign Electric Cooktop



- Frameless ceramic glass cooktop - Attractive cooktop is designed to contain spills and make cleaning quick and easy
- Ribbon heating elements - Powerful heat beneath the smooth surface provides high-speed warm-up and even heating
- PowerBoil™ Element - Accommodates various-size pots or pans and 3,000 watts of power speeds the boiling process
- Bridge element - Combines three cooktop elements into one large cooking area, ideal for oversized cooking pans
- Control lock capability - Control panel locks easily to help avoid accidental operation from curious children or when cleaning
- Heating Element "On" Light - Illuminates when the cooking surface is activated
- Hot surface indicator lights - Cooktop lights let you know when the surface is hot



*\*All GE Appliances have a 3 year warranty (1 year standard GE Factory Service Warranty with an additional 2 years extended warranty). Picture of Appliances are shown in upgraded Stainless Steel.*

*\*Gourmet kitchens & appliances are available in select models only.*

All selections and options are subject to change. Printed colors may vary from actual materials.

# Gourmet Cooktops

## GE Profile™ 30" Built-In CleanDesign Electric Cooktop



- Ceramic glass cooktop - A smooth cooktop surface makes cleaning quick and easy
- Electronic touch controls - Digital buttons are precise and easy-to-use for great results
- Ribbon heating elements - Powerful heat beneath the smooth surface provides high-speed warm-up and even heating
- Dual - size ribbon element - Two heating elements in one allows you to choose a heating area for your cookware
- Control lock capability - Control panel locks easily to help avoid accidental operation from curious children or when cleaning
- Hot surface indicator lights - Cooktop lights let you know when the surface is hot
- Heating Element "On" Light - Illuminates when the cooking surface is activated

*\*All GE Appliances have a 3 year warranty (1 year standard GE Factory Service Warranty with an additional 2 years extended warranty). Picture of Appliances are shown in upgraded Stainless Steel.*

*\*Gourmet kitchens & appliances are available in select models only.*



# Gourmet Cooktops

## GE® 30" Built-In Gas Cooktop



- Deep-recessed cooktop - Deep-recessed cooktop contains spills in one area that's easy to wipe clean
- Sealed cooktop burners - Burner elements are sealed to the cooktop to keep foods and liquid contained on the cooktop, making cleaning painless
- High output burner - This 11,000 BTU burner element provides the high heat ideal for frying or sauteing and fast heat up
- Precise Simmer Burner - Allows for low, even heat distribution that is ideal for delicate foods and sauces
- Matte Black Medium-Cast Grates - Holds cookware securely over burners
- All purpose burners - All-purpose burner delivers two levels of BTU output to accommodate virtually all your cooking needs
- Dishwasher-Safe Grates and Knobs - Feature durable construction for worry-free, effortless cleaning and maintenance

## GE Profile™ 30" Built-In Gas Cooktop



- Gas on glass cooktop - Ceramic glass surface looks sleek and is incredibly easy to wipe clean
- Sealed cooktop burners - Burner elements are sealed to the cooktop to keep foods and liquid contained on the cooktop, making cleaning painless
- PowerBoil™ Burner - Delivers 15,000 BTUs of forceful heat for rapid boiling
- Precise simmer burner - Allows for low, even heat distribution that is ideal for delicate foods and sauces
- Continuous grates - Cooktop grates provide a sturdy, uninterrupted surface that allows pots and pans to move easily
- Dishwasher-safe grates - Grates are safe for the dishwasher so cleaning is as easy as ever
- Dishwasher-safe knobs - Just place the removable knobs in the dishwasher and you're done



*\*All GE Appliances have a 3 year warranty (1 year standard GE Factory Service Warranty with an additional 2 years extended warranty). Picture of Appliances are shown in upgraded Stainless Steel.*

*\*Gourmet kitchens & appliances are available in select models only.*



# Gourmet Cooktops

## GE Profile™ 30" Built-In Gas Cooktop



- Deep-recessed cooktop - Deep-recessed cooktop contains spills in one area that's easy to wipe clean
- Sealed cooktop burners - Burner elements are sealed to the cooktop to keep foods and liquid contained on the cooktop, making cleaning painless
- PowerBoil™ 15,000 BTU burner - This powerful element turns up the heat for boiling, sauteing and stir frying
- Precise Simmer Burner - Allows for low, even heat distribution that is ideal for delicate foods and sauces
- Matte Black Heavy-Cast Grates - Premium cast-iron offers superior performance
- LED backlit knobs - Sleek LED backlit knobs indicate when burners are on
- Dishwasher-Safe Grates and Knobs - Feature durable construction for worry-free, effortless cleaning and maintenance

## GE Profile™ 30" Electric Induction Cooktop



- Induction elements - These cooktops have the power to boil water faster than electric radiant or gas cooktops
- 11" Element - This 3700-watt induction element is our most powerful element available
- Electronic touch controls - Digital buttons are precise and easy-to-use for great results
- 19 control settings - Multiple power levels ensure precise temperature control for exceptional results
- Pan presence sensor - Element shuts off if no pan is detected, giving you additional peace of mind
- Upfront controls - East-to-read graphics and one-touch control makes everyday cooking easy as ever
- Frameless ceramic glass cooktop - Attractive cooktop designed to contain spills and make cleaning quick and easy

*\*All GE Appliances have a 3 year warranty (1 year standard GE Factory Service Warranty with an additional 2 years extended warranty). Picture of Appliances are shown in upgraded Stainless Steel.  
\*Gourmet kitchens & appliances are available in select models only.*





# Washers & Dryers

## GE® 3.3 DOE cu. ft. capacity PermaTuf® II Smooth Basket



- Dual-Action Agitator - Provides gentle, dual-wash action
- Rotary electromechanical controls- Make it simple to set cycles
- 2 wash/spin speed combinations - Speeds are matched to fabric type for great clothes care
- 12 wash cycles - Handle various fabrics and soils
- Bleach dispenser - Automatically mixes bleach with wash water for proper dilution and bleaching action
- 3 water levels - Allows user to match the water level to each load of wash
- 3 wash/rinse temperatures - A variety of temperatures provide great wash results

## GE® 6.0 cu. ft. Capacity DuraDrum™ Electric or Gas Dryer



- DuraDrum™ interior - Provides long-lasting dependability
- 4 heat selections - Provide the right temperature for your clothes-drying needs
- Quick Fluff™ - Delivers ready-to-go results in minutes without heat
- Variable End-Of-Cycle Signal - Adjustable volume offers added flexibility
- Auto dry - Monitors air temperature to set dry times
- Dewrinkle - Reduces creasing and wrinkling



*\*All GE Appliances have a 3 year warranty (1 year standard GE Factory Service Warranty with an additional 2 years extended warranty). Picture of Appliances are shown in upgraded Stainless Steel.*

All selections and options are subject to change. Printed colors may vary from actual materials.

# Washers & Dryers



## GE Profile™ Energy Star® 3.6 cu. ft. Stainless Steel Capacity Washer



- ENERGY STAR® Qualified and CEE Tier II rated - Meets or exceeds federal guidelines for energy efficiency for year-round energy and money savings
- HydroWave wash system with HE LoWater wash and Infusor™ - Utilizes the concentrated power of HE detergent, requiring less water than a traditional topload washer to get clothes clean
- PreciseFill - Washer will automatically measure the load size and add just the right amount of water
- 700 RPM spin speed - Fast speeds remove more water during the spin cycle to minimize drying time
- GE Profile warranty - Offers a lifetime warranty on the stainless tub and a limited ten-year parts warranty, providing peace of mind and dependability
- Cycle countdown display with LED indicators - Know exactly how much time is left for each cycle with bright display and lights
- Handwash Cycle - Provides effective yet gentle cleaning action for delicate fabrics

APPLIANCES

## GE Profile™ 7.0 cu. ft. Stainless Steel Capacity Electric or Gas Dryer with Sensor Dry™



- Sensor Dry™ - Continually monitors moisture content to help prevent clothing wear and tear
- Rotary electronic controls with Adaptive Logic - Simplify cycle selection with easy-to-use rotary dial controls Adaptive Logic allows the dryer to adapt to household conditions for efficient performance
- 4 heat selections - Provide the right temperatures for your clothes-drying needs
- Wrinkle Care Extended Tumble - Reduces wrinkling and creasing
- Delicates cycle - Low-heat setting helps protect heat-sensitive fabrics, like microfiber and rayon or nylon
- Deluxe dryer rack - Allows tumble-free drying of items like sneakers and stuffed animals
- Up to 90 ft. venting capability - Has long equivalent ducting performance for more flexible installation

The Avenue Selections Guide

*\*All GE Appliances have a 3 year warranty (1 year standard GE Factory Service Warranty with an additional 2 years extended warranty). Picture of Appliances are shown in upgraded Stainless Steel.*



# Washers & Dryers



## GE® Energy Star® 4.1 DOE cu. ft. Stainless Steel Capacity Frontload Washer



- Energy Star® qualified and CEE Tier III rated- Meets or exceeds federal guidelines for energy efficiency for year-round energy and money savings
- Adoptive Vibration Control (AVC) - AVC adapts and optimizes spin patterns reducing vibration and sound no matter where your laundry room is located
- eWash option - Energy-saving option uses a cold water wash on select cycles without sacrificing performance
- HydroHeater™ with sanitization - Internal water heater boosts incoming water temperature to brighten whites while helping eliminate common bacteria
- 1200 RPM spin speed - Fast spin speeds remove water efficiently and minimize dry time
- Stain wash cycle - Special cycle is designed to fight tough stains and provide a deep, thorough clean
- Speed Wash - Provides a quick wash for lightly soiled items that are needed in a hurry

## GE® 7.0 cu.ft. Stainless Steel Capacity Front Load Dryer



- Sensor Dry Plus™ - Innovative moisture-sensing technology helps maintain quality
- eDry option - Energy-saving option reduces dry temperatures on select cycles without sacrificing performance
- Active Wear cycle - Specific settings to take special care of clothing worn for active sports exercise
- My Cycles - Custom cycle that can be set for specific or frequent needs
- Speed Dry - Quickly dries items and small loads for families on the go
- 1-24-hour Delay Start - Set the dryer to begin cycles whenever it's convenient for you
- Up to 90 ft. venting capability - Has long equivalent ducting performance for more flexible installation



## GE® Pedestals

- 13" Pedestal - Raises the dryer and washer to a comfortable working level
- Storage drawer - Provides storage for laundry additives or accessories
- Stainless Steel Ball Bearings - Allows easy gliding for drawer operation
- Easy Installation - All installation parts are included with pedestal



*\*All GE Appliances have a 3 year warranty (1 year standard GE Factory Service Warranty with an additional 2 years extended warranty). Picture of Appliances are shown in upgraded Stainless Steel.*

# Guardian Home Technology

Dear New Homeowner:

Congratulations on the purchase of your new home!

Schell Brothers has selected Guardian Home Technologies as their Professional Low-Voltage Wiring and Security Specialist.

As a standard enhancement to your new home, your builder is including high technology wiring for your telephone, high-speed Internet, and video outlets which will increase your enjoyment of your new home and enhance its value. The On-Q/ Legrand Home Services Center replaces standard telephone and TV wiring, forming the electronic foundation for multi-line phone, fax, DSL, high-speed Internet, cable modems, DSS satellite, HDTV, computer networking and whole-house audio and video distribution.

Your family's life safety is an important consideration in the construction of your home. As a valued preferred builder customer, you can receive – at no charge – a fully installed state-of-the-art security system\* (valued at \$1465) when you sign up for our standard monthly monitoring agreement.

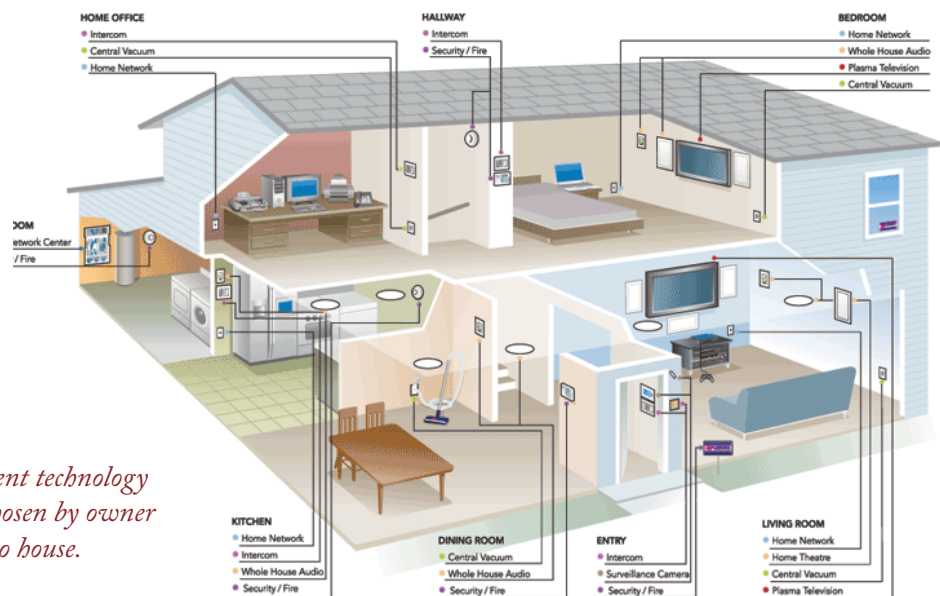
Please expect to meet with a Guardian representative during your Design Center appointment to select your desired locations for your standard phone and cable outlets, as well as any other options that may interest you and your family.

In the meantime, feel free to explore our technology web site at [www.guardianhometechnologies.com](http://www.guardianhometechnologies.com) to become acquainted with all the exciting products you have available to install in your new home. We look forward to meeting with you in the near future.

Sincerely,

Paul Coleman  
Salisbury Home Technology Sales Manager

HOME TECH &  
GENERAL INFO



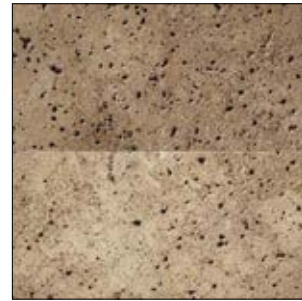
*\*Diagram represents different technology options, these options are chosen by owner and may vary from house to house.*



# General Information

## Characteristics of Natural Stone

- Marble, granite and other natural stones are products of nature. As such, they have natural characteristics such as pitting, veining, fissures, fractures, natural flaws, etc.
- Not all colors, flow, movement, and marking will be uniformly present in every piece of granite and marble, even of similar type and variety. These unique characteristics enhance the beauty of natural stone.



## Carpeting

- Carpet is produced in a variety of widths, most being 12', 13'6" or 15'. Due to this fact, seams are an inevitable part of the installation process. Some seams will be apparent despite the level of skill employed in the installation.
- Any "pull" or loose thread in your carpet should be carefully tucked back into the carpet or cut cleanly with a pair of scissors. Never pull on a loose thread.

## Other

- Nail pops in the walls of your unit and cracks in between pieces of trim are expected products of construction and will be repaired after your 11 month service request. Should you choose to paint your home after settlement, this component of your warranty no longer applies.





# The Schell Brothers Difference

At Schell Brothers, we pride ourselves on providing you with the highest quality home and the best service in the industry. This dedication to quality and service has been guiding the company since its conception. Simply put, Schell Brothers was founded upon the premise of creating a “better” builder. At Schell Brothers, our performance is measured by the happiness of our customers, not by profit. We are true believers in the philosophy that if our home buyers are happy, financial success will follow. To achieve our goal of being the best builder in the area, everything we do is guided by the principles of what we call The Schell Brothers Difference.

The Schell Brothers Difference begins with quality construction. While many construction companies focus on maximizing profit by using cheaper materials, our philosophy is exactly the opposite. We are constantly searching for ways to provide our buyers with better materials and higher quality construction while maintaining affordable prices. At Schell Brothers, we ask ourselves “What would our customer want?” Applying this philosophy, we strive to provide the highest quality home possible, even if it means making a smaller profit.

The Schell Brothers Difference extends beyond the quality materials used to build each one of our homes. We know that one of the keys to success is communicating effectively with our home buyers every step of the way. The journey begins when you meet with the Schell Brothers Selections Coordinator at our design center to choose the features that will personalize your home. Then, prior to the start of construction, we invite you to meet the Project Manager on-site to review the selections for your home and to learn about the home-building process. All home buyers are also given the opportunity to visit their home during the pre-drywall stage in order to ensure that wiring for phone, cable, and other home media options are placed just as you want them.

The Schell Brothers Difference doesn't end when you move into your new home. Schell Brothers has an entire Customer Service department dedicated to serving our home owners after construction is complete. Our Customer Service department was given the directive of keeping our customers happy no matter what it takes. We realize that your home may need some repairs and tweaking from time to time. In order to address these issues quickly and thoroughly, the Schell Brothers Customer Service department is staffed with qualified tradesmen ready to respond at a moment's notice.

We are honored that you have selected Schell Brothers to build your next home. Schell Brothers is not only proud of the quality of the homes we build, but also of the strong relationships that we build along with them. As a new home buyer, we welcome you to the Schell Brothers family and are thrilled to share the Schell Brothers Difference with you.

